



**Internetwork  
Experts Corporation**  
*Exceptional Delivery of Technology Solutions*

# Network Assessment

## Risk Report



CONFIDENTIALITY NOTE: The information contained in this report document is for the exclusive use of the client specified above and may contain confidential, privileged and non-disclosable information. If the recipient of this report is not the client or addressee, such recipient is strictly prohibited from reading, photocopying, distributing or otherwise using this report or its contents in any way.

Scan Date: 10/25/2016

Prepared for:  
Your Customer / Prospect  
Prepared by:  
Your Company Name

10/27/2016



## Table of Contents

---

- 1 - [Discovery Tasks](#)
- 2 - [Risk Score](#)
- 3 - [Issues Summary](#)
- 4 - [Internet Speed Test](#)
- 5 - [Assessment Summary](#)
- 6 - [Server Aging](#)
- 7 - [Workstation Aging](#)



## Discovery Tasks

---

The following discovery tasks were performed:

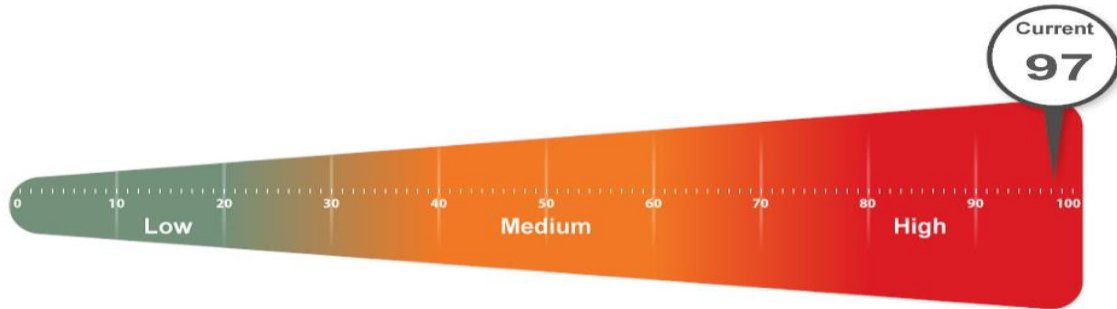
Task	Description
✓ Detect Domain Controllers	Identifies domain controllers and online status.
✓ FSMO Role Analysis	Enumerates FSMO roles at the site.
✓ Enumerate Organization Units and Security Groups	Lists the organizational units and security groups (with members).
✓ User Analysis	Lists the users in AD, status, and last login/use, which helps identify potential security risks.
✓ Detect Local Mail Servers	Detects mail server(s) on the network.
✓ Detect Time Servers	Detects server(s) on the network.
✓ Discover Network Shares	Discovers the network shares by server.
✓ Detect Major Applications	Detects all major apps / versions and counts the number of installations.
✓ Detailed Domain Controller Event Log Analysis	Lists the event log entries from the past 24 hours for the directory service, DNS server and file replication service event logs.
✓ SQL Server Analysis	Lists the SQL Servers and associated database(s).
✓ Internet Domain Analysis	Queries company domain(s) via a WHOIS lookup.
✓ Password Strength Analysis	Uses MBSA to identify computers with weak passwords that may pose a security risk.
✓ Missing Security Updates	Uses MBSA to identify computers missing security updates.
✓ System by System Event Log Analysis	Discovers the five system and app event log errors for servers.
✓ External Security Vulnerabilities	Lists the security holes and warnings from External Vulnerability Scan.



## Risk Score

---

The Risk Score is a value from 1 to 100, where 100 represents significant risk and potential issues. The score is risk associated with the highest risk issue.



Several critical issues were identified. Identified issues should be investigated and addressed according to the Management Plan.



## Issues Summary

This section contains a summary of issues detected during the Network Assessment process, and is based on industry-wide best practices for network health, performance, and security. The Overall Issue Score grades the level of issues in the environment. An Overall Issue score of zero (0) means no issues were detected in the environment. It may not always be possible to achieve a zero score in all environments due to specific circumstances.

### Overall Issue Score



**Overall Issue Score:** Risk Score x Number of Incidents = Total points: Total percent (%)

<b>User password set to never expire (80 pts each)</b>	
4160	<b>Current Score:</b> 80 pts x 52 = 4160: 48.59%
	<b>Issue:</b> User accounts with passwords set to never expire present a risk of use by unauthorized users. They are more easily compromised than passwords that are routinely changed.
	<b>Recommendation:</b> Investigate all accounts with passwords set to never expire and configure them to expire regularly.

<b>Inactive computers (15 pts each)</b>	
1335	<b>Current Score:</b> 15 pts x 89 = 1335: 15.59%
	<b>Issue:</b> 89 computers have not checked in during the past 30 days
	<b>Recommendation:</b> Investigate the list of inactive computers and determine if they should be removed from Active Directory, rejoined to the network, or powered on.

<b>Anti-spyware not installed (94 pts each)</b>	
846	<b>Current Score:</b> 94 pts x 9 = 846: 9.88%
	<b>Issue:</b> Anti-spyware software was not detected on some computers. Without adequate anti-virus and anti-spyware protection on all workstations and servers, the risk of acquiring malicious software is significant.
	<b>Recommendation:</b> Assure that anti-spyware is deployed to all possible endpoints in order to prevent both security and productivity issues.

<b>Anti-virus not installed (94 pts each)</b>	
846	<b>Current Score:</b> 94 pts x 9 = 846: 9.88%
	<b>Issue:</b> Anti-virus software was not detected on some computers. Without adequate anti-virus and anti-spyware protection on all workstations and servers, the risk of acquiring malicious software is significant.
	<b>Recommendation:</b> To prevent both security and productivity issues, we strongly recommend



	ensuring that anti-virus is deployed to all possible endpoints.
<b>User has not logged on to domain 30 days (13 pts each)</b>	
533	<b>Current Score:</b> 13 pts x 41 = 533: 6.23%
	<b>Issue:</b> 41 Users that have not logged in in 30 days could be from A user that has not logged in for an extended period of time could be a former employee or vendor.
	<b>Recommendation:</b> Disable or remove user accounts for users that have not logged on to active directory in 30 days.
<b>Potential disk space issue (68 pts each)</b>	
272	<b>Current Score:</b> 68 pts x 4 = 272: 3.18%
	<b>Issue:</b> 4 computers were found with significantly low free disk space.
	<b>Recommendation:</b> Free or add additional disk space for the specified drives.
<b>Insecure listening ports (10 pts each)</b>	
200	<b>Current Score:</b> 10 pts x 20 = 200: 2.34%
	<b>Issue:</b> 20 computers are to be using potentially insecure protocols.
	<b>Recommendation:</b> There may be a legitimate business need, but these risks should be assessed individually. Certain protocols are inherently insecure since they often lack encryption. Inside the network, their use should be minimized as much as possible to prevent the spread of malicious software. Of course, there can be reasons these services are needed and other means to protect systems which listen on those ports. We recommend reviewing the programs listening on the network to ensure their necessity and security.
<b>Unsupported operating systems (97 pts each)</b>	
194	<b>Current Score:</b> 97 pts x 2 = 194: 2.27%
	<b>Issue:</b> 2 computers found using an operating system that is no longer supported. Unsupported operating systems no longer receive vital security patches and present an inherent risk.
	<b>Recommendation:</b> Upgrade or replace computers with operating systems that are no longer supported.
<b>Lack of redundant domain controller (85 pts each)</b>	
85	<b>Current Score:</b> 85 pts x 1 = 85: 0.99%
	<b>Issue:</b> Only one domain controller was found on the network. There is a heightened risk of business downtime, loss of data, or service outage due to a lack of redundancy.
	<b>Recommendation:</b> Evaluate the risk, cost, and benefits of implementing a redundant Domain Controller.
<b>Operating system in Extended Support (20 pts each)</b>	
80	<b>Current Score:</b> 20 pts x 4 = 80: 0.93%



**Issue:** 4 computers are using an operating system that is in Extended Supported. Extended Support is a warning period before an operating system is no longer supported by the manufacturer and will no longer receive support or patches.

**Recommendation:** Upgrade computers that have operating systems in Extended Support before end of life.

**Un-populated organization units (10 pts each)**

10 **Current Score:** 10 pts x 1 = 10: 0.12%

**Issue:** Empty organizational units (OU) were found in Active Directory. They may not be needed and can lead to misconfiguration.

**Recommendation:** Remove or populate empty organizational units.



## Internet Speed Test Results

---

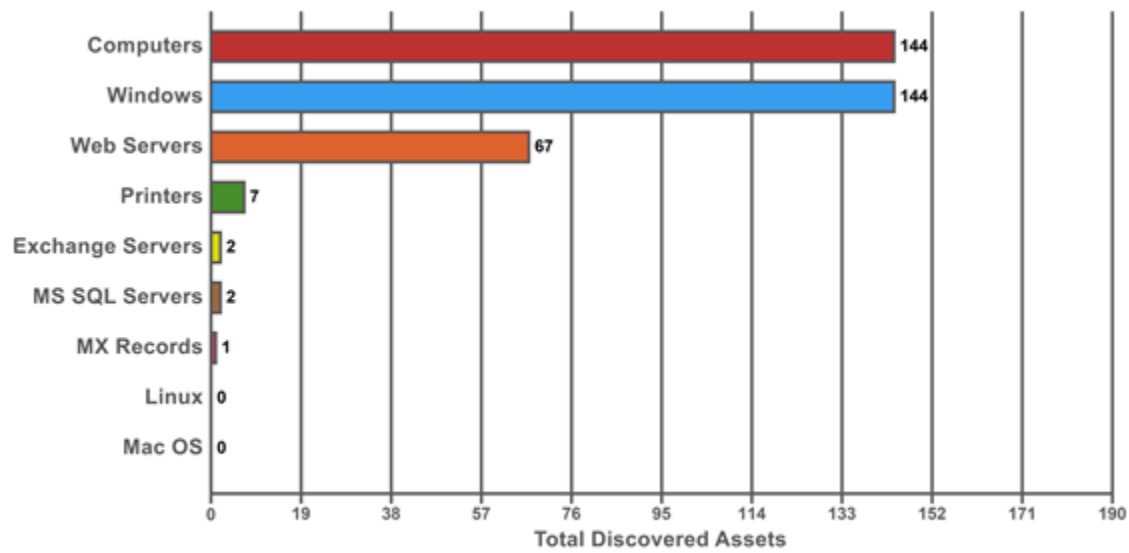
Download Speed: 55.29 Mb/s

Upload Speed: 15.16 Mb/s



## Asset Summary: Total Discovered Assets

---





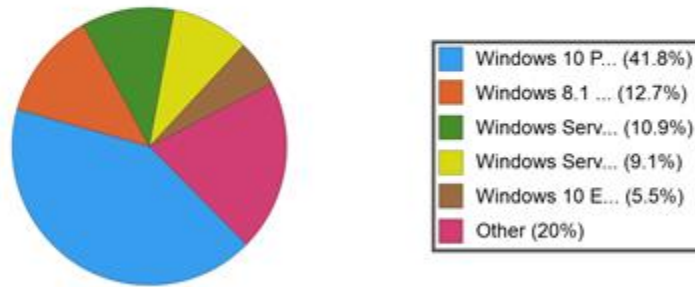


## Asset Summary: Active Computers

Active Computers are defined as computers that were either actively responding at the time of the scan or have checked in with Active Directory within the past 30 days.

Active Computers by Operating System

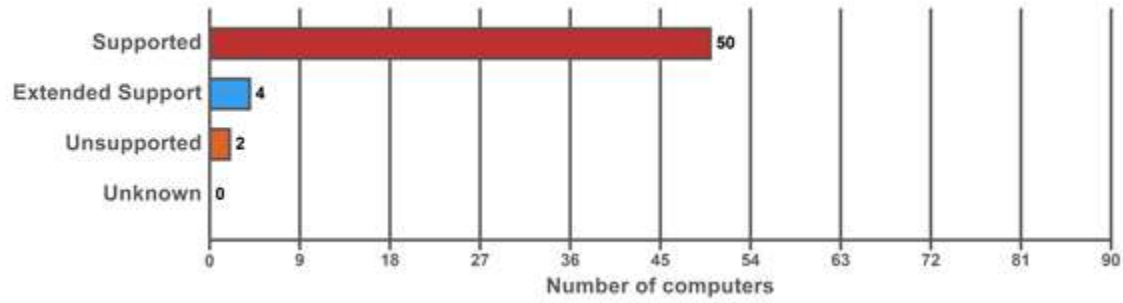
Total (55)



Operating System	Total	Percent
<b>Top Five</b>		
Windows 10 Pro	23	41.8%
Windows 8.1 Enterprise	7	12.7%
Windows Server 2012 R2 Standard	6	10.9%
Windows Server 2012 R2 Datacenter	5	9.1%
Windows 10 Enterprise	3	5.5%
<b>Total - Top Five</b>	<b>44</b>	<b>80%</b>
<b>Other</b>		
Windows 8 Enterprise	2	3.6%
Windows 8.1 Pro	2	3.6%
Windows Server 2008 R2 Enterprise	2	3.6%
Windows 2000 Server	1	1.8%
Windows 7 Enterprise	1	1.8%
Windows 7 Professional	1	1.8%
Windows Server 2003	1	1.8%
Windows Server 2012 Standard	1	1.8%
<b>Total - Other</b>	<b>11</b>	<b>20%</b>
<b>Overall Total</b>	<b>55</b>	<b>100%</b>



### Operating System Support



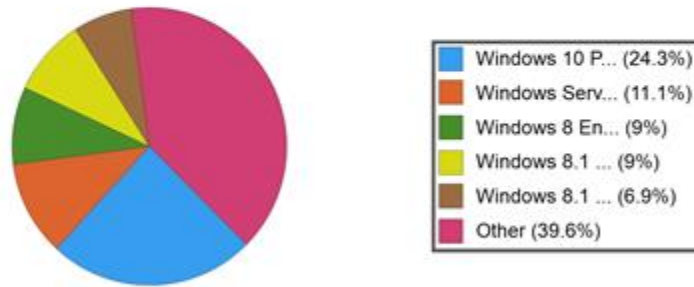


## Asset Summary: All Computers

The list of all computers includes computers that may no longer be active but have entries in Active Directory (in a domain environment).

Total Computers by Operating System

Total (144)



Operating System	Total	Percent
<b>Top Five</b>		
Windows 10 Pro	35	24.3%
Windows Server 2012 R2 Standard	16	11.1%
Windows 8 Enterprise	13	9%
Windows 8.1 Enterprise	13	9%
Windows 8.1 Pro	10	6.9%
<b>Total - Top Five</b>	<b>87</b>	<b>60.4%</b>
<b>Other</b>		
Windows 7 Enterprise	9	6.2%
Windows Server 2012 R2 Datacenter	9	6.2%
Windows 7 Professional	7	4.9%
Windows Server 2003	5	3.5%
Windows 10 Enterprise	4	2.8%
Windows 2000 Server	3	2.1%
Windows Server 2008 R2 Datacenter	3	2.1%
Unidentified OS	2	1.4%
Windows 10 Pro Insider Preview	2	1.4%
Windows 8 Pro	2	1.4%
Windows Server 2008 R2 Enterprise	2	1.4%



Operating System	Total	Percent
Windows Server 2008 R2 Standard	2	1.4%
Hyper-V Server 2012	1	0.7%
Windows 8.1 Pro with Media Center	1	0.7%
Windows Server 2012 Datacenter	1	0.7%
Windows Server 2012 Standard	1	0.7%
Windows Server 2016 Technical Preview 3	1	0.7%
Windows Server 2016 Technical Preview 3 Standard	1	0.7%
Windows Technical Preview for Enterprise	1	0.7%
Total - Other	<b>57</b>	<b>39.6%</b>
<b>Overall Total</b>	<b>144</b>	<b>100%</b>

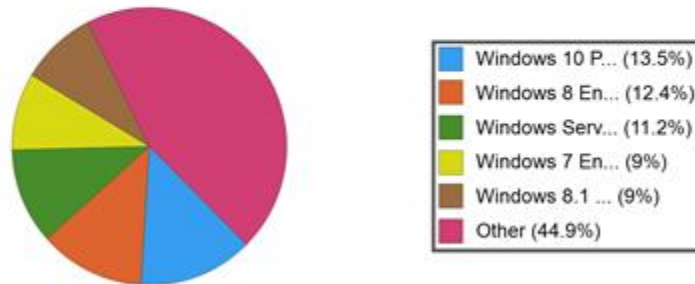


## Asset Summary: Inactive Computers

Inactive computers are computers that could not be scanned or have not checked into Active Directory in the past 30 days.

Inactive Computers by Operating System

Total (89)



Operating System	Total	Percent
<b>Top Five</b>		
Windows 10 Pro	12	13.5%
Windows 8 Enterprise	11	12.4%
Windows Server 2012 R2 Standard	10	11.2%
Windows 7 Enterprise	8	9%
Windows 8.1 Pro	8	9%
<b>Total - Top Five</b>	<b>49</b>	<b>55.1%</b>
<b>Other</b>		
Windows 7 Professional	6	6.7%
Windows 8.1 Enterprise	6	6.7%
Windows Server 2003	4	4.5%
Windows Server 2012 R2 Datacenter	4	4.5%
Windows Server 2008 R2 Datacenter	3	3.4%
Unidentified OS	2	2.2%
Windows 10 Pro Insider Preview	2	2.2%
Windows 2000 Server	2	2.2%
Windows 8 Pro	2	2.2%
Windows Server 2008 R2 Standard	2	2.2%
Hyper-V Server 2012	1	1.1%



Operating System	Total	Percent
Windows 10 Enterprise	1	1.1%
Windows 8.1 Pro with Media Center	1	1.1%
Windows Server 2012 Datacenter	1	1.1%
Windows Server 2016 Technical Preview 3	1	1.1%
Windows Server 2016 Technical Preview 3 Standard	1	1.1%
Windows Technical Preview for Enterprise	1	1.1%
Total - Other	<b>40</b>	<b>44.9%</b>
<b>Overall Total</b>	<b>89</b>	<b>100%</b>



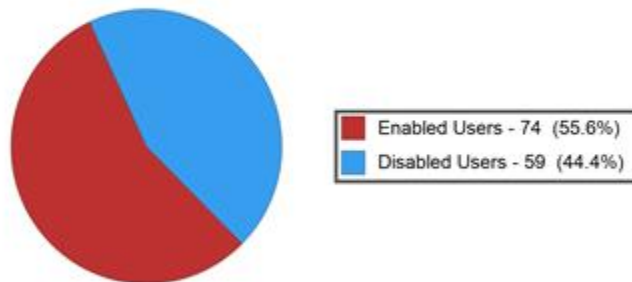
## Asset Summary: Users

---

Users Logged in

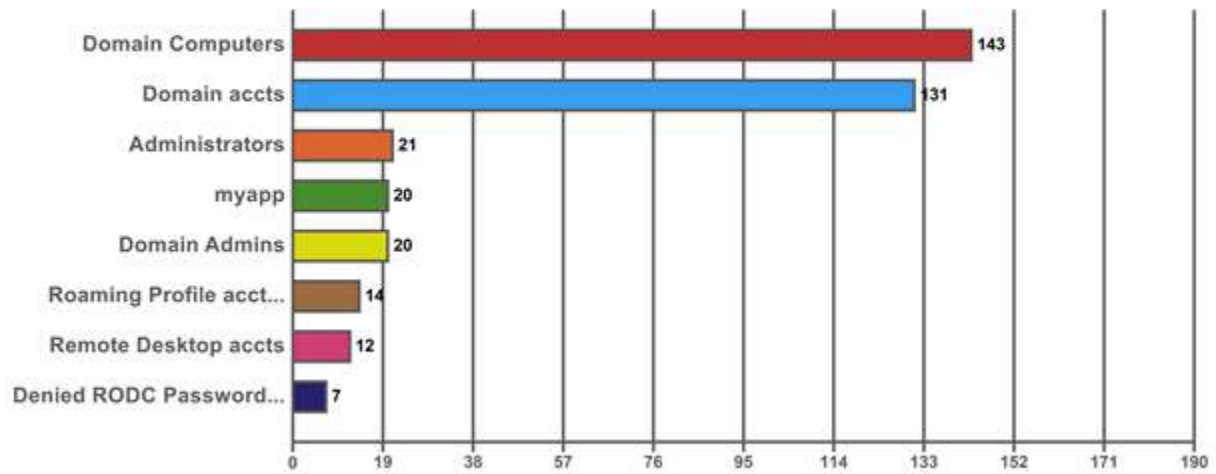


Total Users





### Security Group Distribution (Admin Groups + Top 5 Non-Admin Groups)

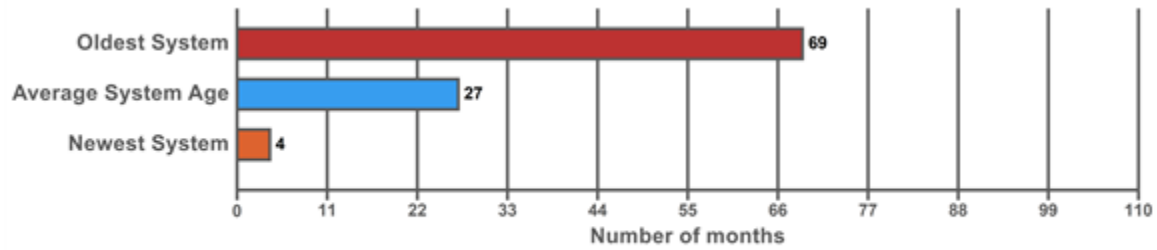






## Server Aging

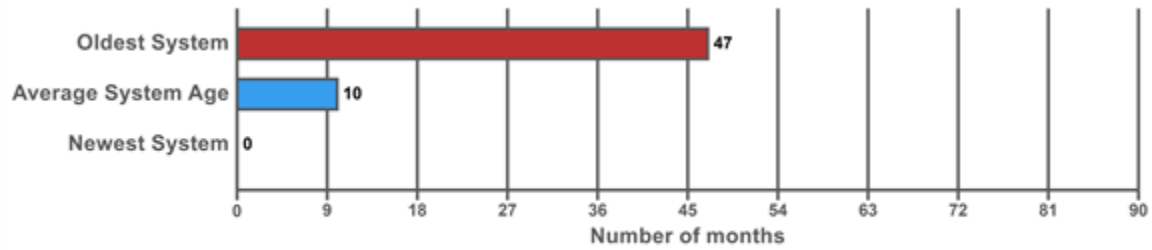
---





## Workstation Aging

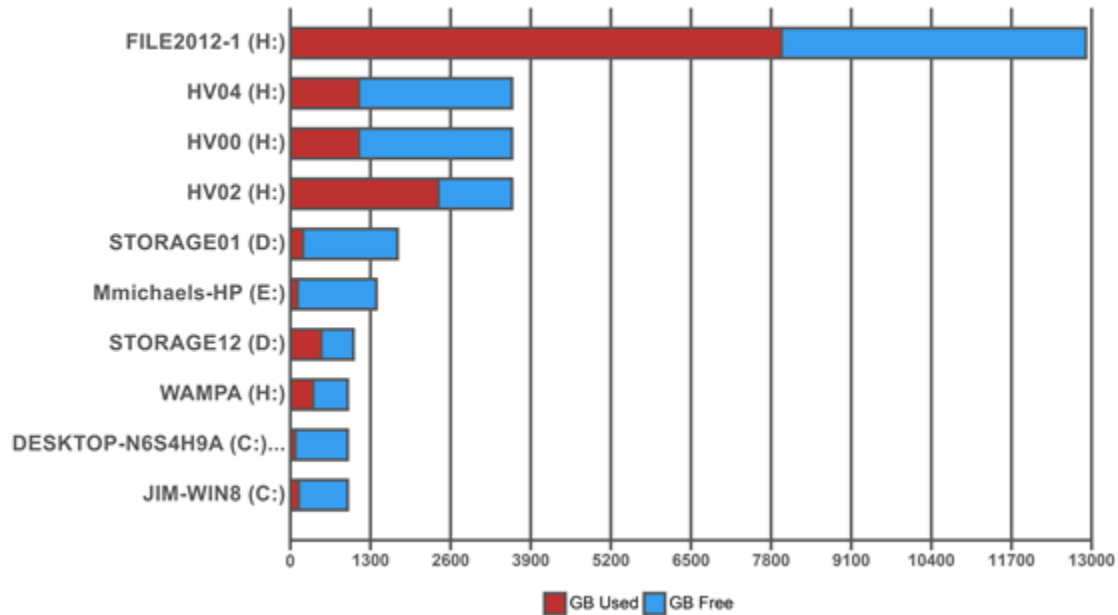
---



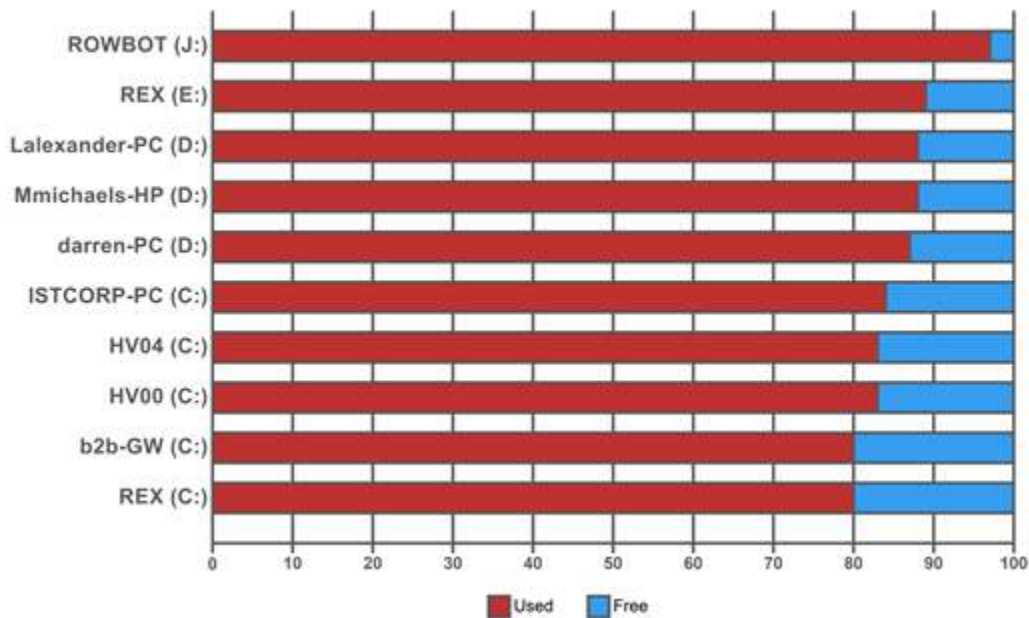


## Asset Summary: Storage

### Top 10 Drive Capacity



### Top 10 Drive % Used





### Top 10 Drive Free Space

